



PLASTIC WELDING

# Plastic Fabrication

2019/2020



## Extrusion and hot-air hand welders

The right choice for the specialist







Dear Leister customers

The selection of machines and equipment greatly influences the quality and success of your work. That is why we offer solutions that you can always count on and with which you are guaranteed to be able generate added value.

Our goal is to exceed your expectations. All of our devices and machines are designed and produced in Switzerland, because for us, quality and innovation are the highest priority. We have more than 70 years of experience in the fields of plastic welding and industrial process heat applications, and are constantly expanding this. Through direct contact with you in your workshop, at the construction site and through social media, we collect the necessary input that we then incorporate into the next generation of devices. Our engineers and designers combine your ideas with the latest technology to create unique products that meet your requirements. Here, we place particular importance on functionality, ergonomics and durability. That is why you can count on a reliable welder in all locations and environments.

We maintain a global and close-knit service and distribution network which enables us to serve you quickly and easily. Our expert distributors and own associations ensure that you can access our services across the globe.

In the following pages, see for yourself how our extensive product range will be able to support you in your work. You will also find a great deal of useful information on plastic welding in the brochure. Motivated by our principle, "Leister. We know how," we are eager to share our experience with you in order to make your work easier.

I hope you enjoy reading our brochure!

**Reto Britschgi**




Product Manager Plastic Fabrication

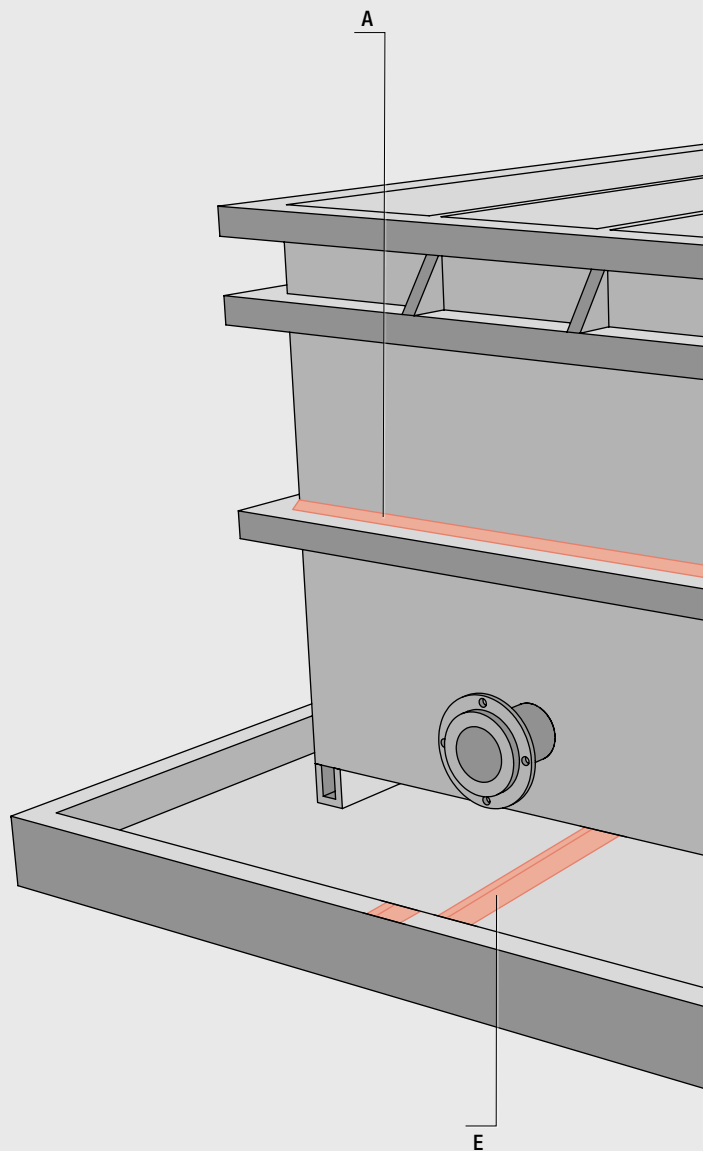
# Plastic welding with Leister

With plastic welding, workpieces made of thermoplastic are joined inseparably to one another using a combination of thermal energy and pressure. Central factors are welding speed and the length of the welding process. Plastic welding is used in many areas: For the processing of tarpaulins and plastic sealing sheets, on the roof, in earthworks, hydraulic engineering or tunnel construction, for floor coverings, in vehicle repairs and in equipment construction.

## Know-how

### Welding seam geometries galvanic tank

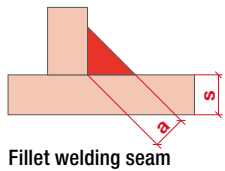
<b>A</b> 	<b>Fillet weld</b> The fillet weld is one of the most frequently-use seam geometries. It is produced by welding two workpieces that meet in a T-joint.
<b>B</b> 	<b>Interior corner seam</b> Interior corner seams are generally used on difficult-to-reach locations. Free forms and spline-shaped weld seam geometries are welded most efficiently like this.
<b>C</b> 	<b>Corner seam appearance</b> The outer corner seam is a fillet weld in which the weld seam runs along the edge of the workpieces which are standing together. Consequently, the weld is made along the outer longitudinal side (edge).



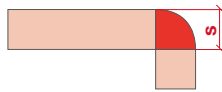


Possibilities of welding seams

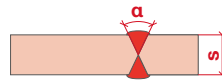
a = seam size s = material thickness  $\alpha$  = milling angle



Fillet welding seam

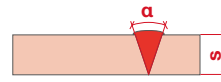


Corner outside seam



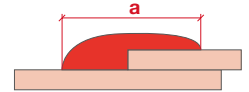
X-seam

$s = 10 - 40 \text{ mm} = \alpha 60^\circ$   
 $s = 50 - 60 \text{ mm} = \alpha 50^\circ$

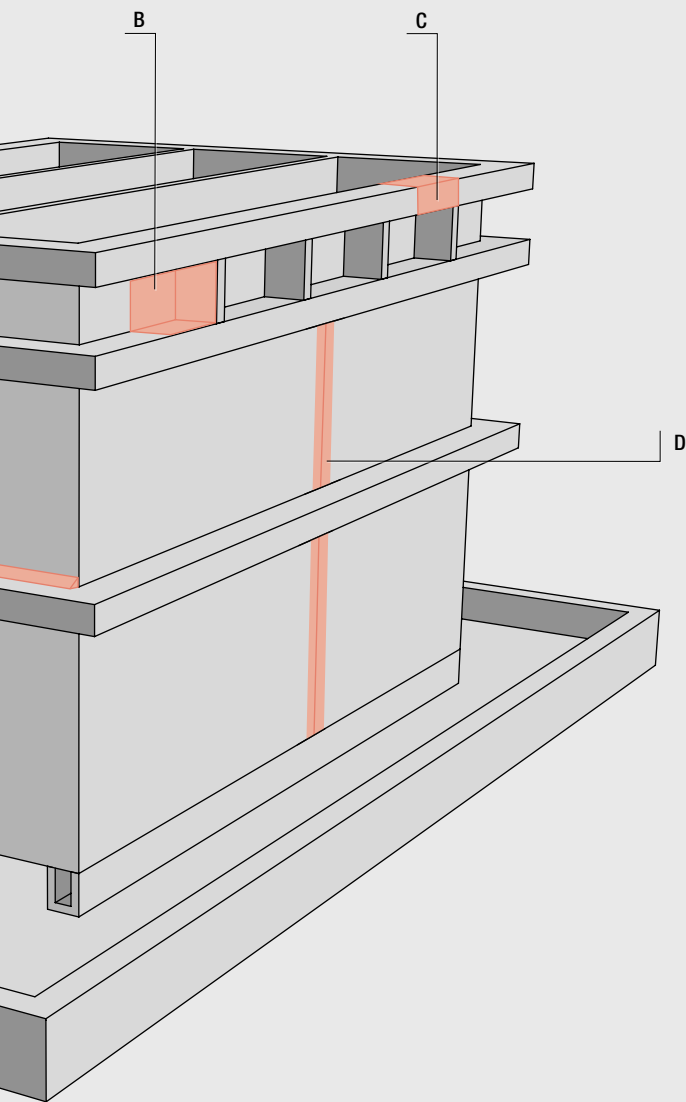


V-seam

$s = 5 - 20 \text{ mm} = \alpha 60^\circ$   
 $s = 25 - 30 \text{ mm} = \alpha 50^\circ$




Overlap seam




**X-seam**

The double-V seam is also known as an X-seam. It is a type of butt weld and consists of a combination of two V-seams on each of the two sides of the components to be joined.




**V-seam**

In order to achieve the V-shaped angle that is typical for the V-seam, the workpieces are either beveled or positioned at an appropriate angle to each other.



**Lap seam**

Lap seams are mainly used for plastic sheets. Here, the sheets are arranged on top of each other and the weld seam is laid on the upper exposed material edge.





FUSION 2, compact and powerful

know-how

## Thermal joining of plastics

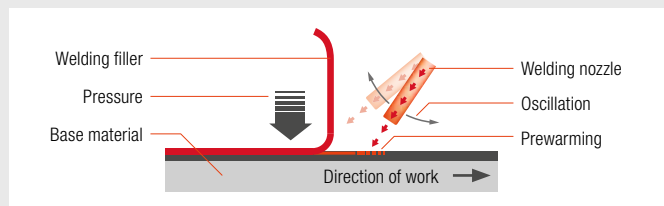
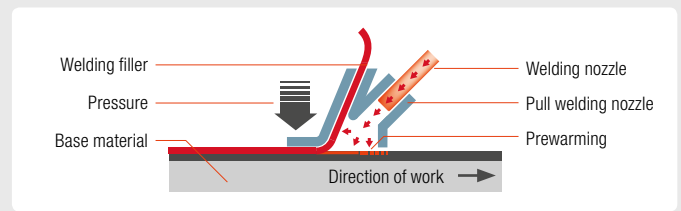
Plastic welding requires a correspondence between the three welding parameters temperature, pressure and speed. In contrast to other joining methods, welding can achieve high resiliency and a strong, homogeneous welding seam. Plastic compounds are extremely robust and perfectly sealed when processed correctly. They can also be repaired without a loss of strength.

### Hot gas welding with the torch separate from filler rod (WF)

Hot gas welding with the torch separate from filler rod is used primarily for areas that are difficult to access and for short seams. This welding process is preferred for processing amorphous plastics, in particular PVC. Especially with manual welding, pay special attention to maintaining uniform pressure and constant speed.

During welding, press the wire by hand vertically onto the groove. The force applied depends on the base material chosen and the dimension of the welding wire. Apply the heat flowing out of the tubular nozzle alternately to the welding wire and to the joint in an oscillating motion in the direction of welding until the end of the seam is reached. When realized correctly with the right temperature and appropriate pressure, a welding seam is formed on both sides of the weld bead in the form of a uniform double bead.

Hold the welder with one hand, and with the other hand, press the welding wire into the nozzle. The nozzle design divides the hot gas, which in this way heats both the base material and the fill material. The latter is led through a preheating chamber and plasticized shortly before the two materials meet. The presser flap on the end of the nozzle is responsible for the welding force. You can finish the resulting weld seam using a suitable scraper after the welding process.



### Hot gas extrusion welding (WE)

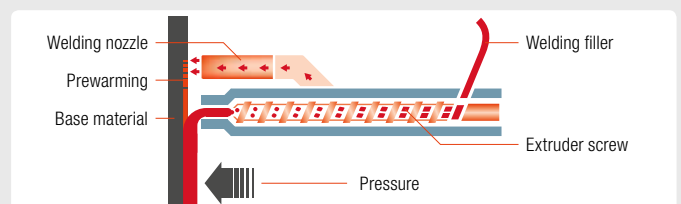
Hot gas extrusion welding is preferred over high-speed hot gas welding for wall thicknesses from about 6 mm. With extrusion welding, shorter working times, higher strength and lower internal stress is expected compared to manual welding. This leads to higher process reliability and greater efficiency.

For this, you require a welding shoe corresponding to the welding geometry and a welding filler consisting of the same material as the base material, which is plasticized in the extruder.

First, put joining surfaces into the thermoplastic state using hot air. Immediately press the extrudate onto the surfaces or into the joint using the welding shoe. Depending on the working position, you should apply different intensities of pressure. Welding speed is determined by the quantity of extrudate and by the dimensions of the weld seam. In addition, it must correspond to the prewarming of the base material.

### High-speed hot gas welding (WZ)

High-speed hot gas welding requires a high-speed welding nozzle that corresponds to the shape of the fill material. The process is faster, more uniform, and consequently more efficient than pendulum welding. Furthermore, larger cross-sectional surfaces of the welding wire can be processed in one pass. This leads to less residual stress and thus to a lower welding effort.





Maxiflex  
L'azienda che si occupa di tutti i problemi di  
cavi e fibre ottiche.  
Maxiflex è un'azienda specializzata in  
cavi e fibre ottiche.  
Maxiflex è un'azienda specializzata in  
cavi e fibre ottiche.  
Maxiflex è un'azienda specializzata in  
cavi e fibre ottiche.

Maxiflex  
L'azienda che si occupa di tutti i problemi di  
cavi e fibre ottiche.  
Maxiflex è un'azienda specializzata in  
cavi e fibre ottiche.  
Maxiflex è un'azienda specializzata in  
cavi e fibre ottiche.  
Maxiflex è un'azienda specializzata in  
cavi e fibre ottiche.

Maxiflex  
L'azienda che si occupa di tutti i problemi di  
cavi e fibre ottiche.  
Maxiflex è un'azienda specializzata in  
cavi e fibre ottiche.  
Maxiflex è un'azienda specializzata in  
cavi e fibre ottiche.  
Maxiflex è un'azienda specializzata in  
cavi e fibre ottiche.

Maxiflex  
L'azienda che si occupa di tutti i problemi di  
cavi e fibre ottiche.  
Maxiflex è un'azienda specializzata in  
cavi e fibre ottiche.  
Maxiflex è un'azienda specializzata in  
cavi e fibre ottiche.  
Maxiflex è un'azienda specializzata in  
cavi e fibre ottiche.

## Welding parameters for hand welding

Based on DVS 2207-3

Welding Process	Materials	Abbreviations	Hot gas temperature <sup>1)</sup> °C	Hot gas volume flow <sup>2)</sup> l/min	Welding speed <sup>3)</sup> mm/min	Welding force (N) with wire ø	
						3mm	4mm
Free hand welding (WF)	High-density polyethylene	PE-HD <sup>4)</sup>	300 ... 320	40 ... 50	70 ... 90	8 ... 10	20 ... 25
	Polypropylene, Types 1, 2, 3	PP-H; PP-B; PP-R	305 ... 315	40 ... 50	60 ... 85	8 ... 10	20 ... 25
	Unplasticised polyvinyl chloride	PVC-U	330 ... 350	40 ... 50	110 ... 170	8 ... 10	20 ... 25
	Chlorinated polyvinyl chloride	PVC-C	340 ... 360	40 ... 50	55 ... 85	15 ... 20	20 ... 25
	Polyvinylidene fluoride	PVDF	350 ... 370	40 ... 50	45 ... 50	15 ... 20	25 ... 30
	Acrylonitrile butadiene styrene	ABS <sup>6)</sup>	350	N/A	N/A	N/A	N/A
	Polycarbonate	PC <sup>6)</sup>	350	N/A	N/A	N/A	N/A
	Polyamide	PA <sup>6)</sup>	400	N/A	N/A	N/A	N/A
	Polybutylene terephthalate	PBT <sup>6)</sup>	350	N/A	N/A	N/A	N/A
	Low-density polyethylene	PE-LD <sup>6)</sup>	270	N/A	N/A	N/A	N/A
	Polyurethane	PUR (Thermoplast) <sup>6)</sup>	300	N/A	N/A	N/A	N/A
	XENOY	XENOY PC/PBTB <sup>6)</sup>	350	N/A	N/A	N/A	N/A
	Plasticised polyvinyl chloride	PVC-P <sup>6)</sup>	350	N/A	N/A	N/A	N/A
	Polyethylene terephthalate glycol-modified	PETG <sup>6)</sup>	200 ... 215	N/A	N/A	N/A	N/A
Draw welding (WZ)	Polyvinyl chloride	PE-HD	300 ... 340	45 ... 55	250 ... 350	15 ... 20	25 ... 35
	Polypropylene, Types 1, 2, 3	PP-H; PP-B; PP-R	300 ... 340	45 ... 55	250 ... 350	15 ... 20	25 ... 35
	Unplasticised polyvinyl chloride	PVC-U	350 ... 370	45 ... 55	250 ... 350	15 ... 20	25 ... 35
	Chlorinated polyvinyl chloride	PVC-C	370 ... 390	45 ... 55	180 ... 220	15 ... 25	30 ... 35
	Polyvinylidene fluoride	PVDF	365 ... 385	45 ... 55	200 ... 250	15 ... 25	30 ... 35
	Ethylene Chloro Tri Fluoro Ethylene	E/CTFE <sup>5)</sup>	350 ... 380 <sup>5)</sup>	50 ... 60 <sup>5)</sup>	220 ... 250	10 ... 15	N/A
	Fluorinated ethylene propylene	FEP	380 ... 390	50 ... 60	60 ... 80	10 ... 15	N/A
	Tetrafluorethylen Perfluormethylvinylether	MFA	395 ... 405	50 ... 60	60 ... 80	10 ... 15	N/A
	Perfluoroalkoxy alkanes	PFA	400 ... 410	50 ... 60	70	10 ... 15	N/A

<sup>1)</sup> Measured 5mm in the nozzle, in the centre of the nozzle opening.

<sup>2)</sup> Drawn-in cold air volume at the ambient pressure.

<sup>3)</sup> Depending on the welding filler material diameter and the welding groove geometry.

<sup>4)</sup> PE 63, PE 80, PE 100

<sup>5)</sup> Nitrogene recommended

<sup>6)</sup> LEISTER empiric parameters

Please note:

The indicated welding parameter may vary depending on the ambient temperature and the material configuration.

Test welds need to be done and the parameter aligned accordingly! Leister takes no responsibility for poor quality welding!



## Welding parameters for extrusion welding

Based on DVS 2207-4

Welding Process	Materials	Abbreviations	Material temperature <sup>1)</sup> °C	Hot gas temperature <sup>2)</sup> °C	Hot gas volume flow <sup>3)</sup> l/min	Welding speed <sup>5)</sup> mm/min
Extrusion welding (WE)	High-density polyethylene	PE-HD <sup>4)</sup>	210 ... 230	210 ... 300	300	300
	Polypropylene, Types 1, 2, 3	PP-H; PP-B; PP-R	210 ... 240	210 ... 300	300	300
	Unplasticised polyvinyl chloride	PVC-U	190 ... 200	330 ... 360	300	300
	Impact resistant polyvinyl chloride	PVC-HI	170 ... 180	280 ... 340	300	300
	Chlorinated polyvinyl chloride	PVC-C	195 ... 205	300 ... 360	300	300
	Polyvinylidene fluoride	PVDF	240 ... 260	280 ... 350	300	300
	Polyamide 6 <sup>6)</sup>	PA 6	280	315	300	300
	Polycarbonate <sup>6)</sup>	PC	270	315	270	300
	Acrylonitrile butadiene styrene <sup>6)</sup>	ABS	265	300	150	300
	Polystyrene <sup>6)</sup>	PS	245	280	300	300
	Polypropylen Athylen Propylen Terpolymer <sup>6)</sup>	PP-EPDM	200 ... 230	200 ... 290	300	300
	Polyurethane (Thermoplast) <sup>6) 7)</sup>	PUR	180	260 ... 300	300	300

<sup>1)</sup> Measured with an insert thermometer at the extrudate outlet of the hand extruder.

<sup>2)</sup> Measured 5mm in the nozzle, in the centre of the nozzle opening.

<sup>3)</sup> Drawn-in cold air volume at the ambient pressure.

<sup>4)</sup> PE 63, PE 80, PE 100

<sup>5)</sup> Depending on the preheating

<sup>6)</sup> LEISTER empiric parameters

<sup>7)</sup> Welding rod has to be predried

Please note:

The indicated welding parameter may vary depending on the ambient temperature and the material configuration.

Test welds need to be done and the parameter aligned accordingly! Leister takes no responsibility for poor quality welding!

## Know-how

### Welding errors

In addition to a failure to adhere to the welding parameters, the following errors can lead to cavities, vacuoles and poor weld quality:

- Excessively high temperature
- Residual moisture in the welding filler
- Excessively high air humidity
- Wet hands
- Excessively cold welding shoe
- Low-quality plastic



Rough surfaces on the seam can therefore be because...

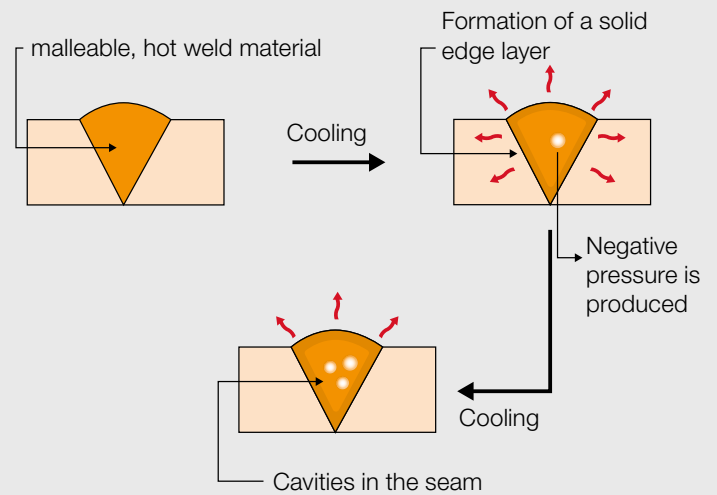
- ...the welding shoe is too short.
- ...the welding shoe is too cold.
- ...the surface over which the welding shoe glides is too rough.



Bad example

Base material and welding filler made of polyolefins can absorb moisture. The thicker the seam, the more frequently these phenomena occur. For this reason, you should store materials in a dry place and in their original packaging. You should avoid temperature differences between the welding parts to prevent the formation of condensation. Very thick welding seams must be welded in several work steps.

Vacuoles are caused by the excessively fast cooling of large weld seam cross-sections.



Good example

## Fields of application

Hot gas welding with the torch separate from filler rod, high-speed hot gas welding and hot gas extrusion welding are used in many areas.

### General tank construction

Plastic is preferred for producing receptacles and tanks. Depending on the storage medium, they have significant advantages over metallic materials.

### Galvanic

Galvanic processes are usually carried out using chemicals. The baths must also be resistant to thermal and electrical influences.

### Water management

Fresh water and service water infrastructures place high demands on hygiene and corrosion. Thermoplastics offer stable behavior in this respect.

### Ventilation

Ventilation systems in industrial environments often transport aggressive media. A long-term solution is only possible with the right plastic.

### Maritime Industry

Boats, rafts and floating docks made of polyolefins are positively buoyant by nature, extremely robust and resistant to salt water.

### Aquaculture, greenhouse beds

Aquaculture and greenhouses are very demanding in terms of microbes, fungi and chemical influences. Containers and pipes must be leaktight and capable of being sterilized.

### Pipeline construction

Polyethylene is the preferred material for unpressurized pipelines and for jacket tubes for long-distance pipelines. It is very durable against mechanical stress and can be processed extremely flexibly.

### Plastic repair

Expertly performed repairs on thermoplastics restore 100% of the original function.



Storage tanks made of polyethylene



Galvanic bath made of polypropylene  
© Collini [www.collini.eu](http://www.collini.eu)



Working boats mad of polypropylene



WELDPLAST S2



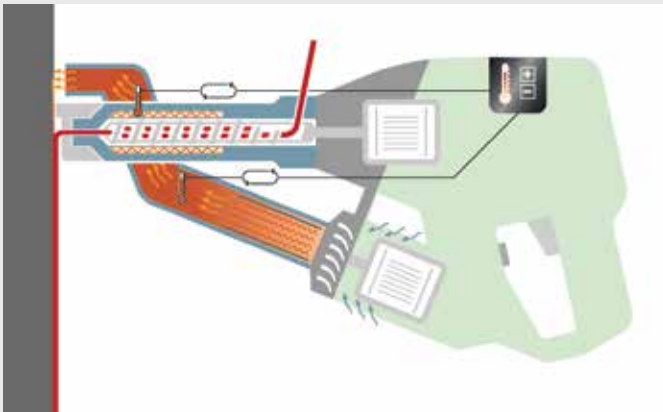
FUSION 3 C

## WELDPLAST - Closed loop system

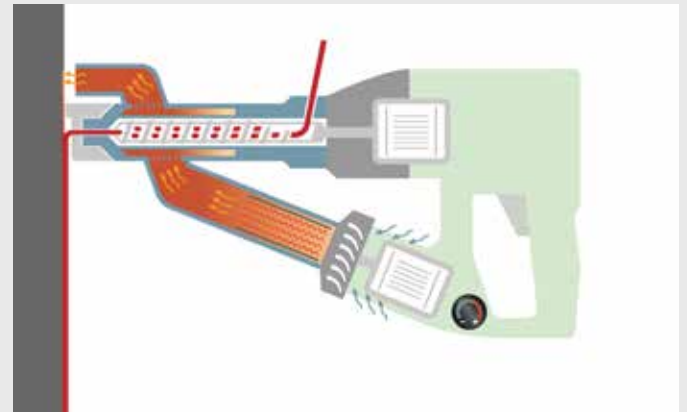
- Closed-loop control
- Little welding experience required
- Integrated display and temperature probe
- Precise temperature independent of environmental factors or quality of voltage source -> process reliability
- DVS-compliant

## FUSION - Open loop system

- Open-loop control
- Requires more welding experience
- Neither display nor temperature probe
- Temperature depends on environmental factors and voltage source

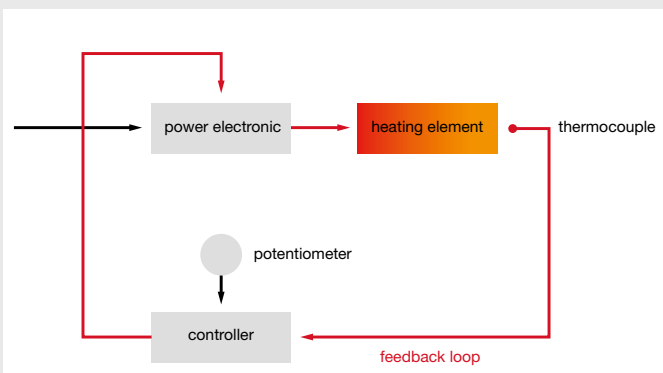


WELDPLAST

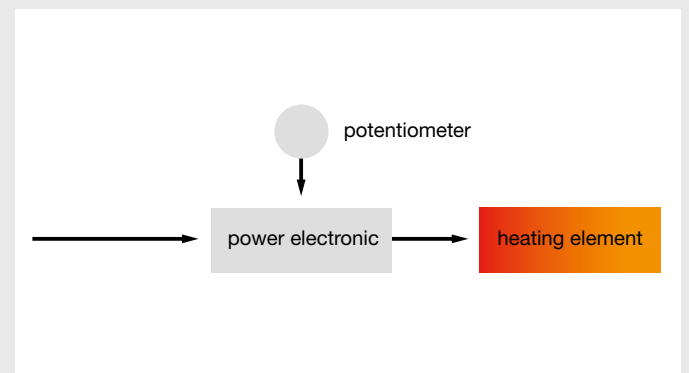


FUSION

### Closed loop system



### Open loop system









## The benefits of Leister at a glance:

### Device components

-  Robust, corrosion-resistant components
-  High welding speeds and top performance
-  Durable heating elements
-  Ergonomic design
-  Intuitive to use
-  Made in Switzerland

### Service

-  Everything available from a single source thanks to a wide product range
-  Tight distribution network with short delivery times
-  Support and device demonstration by our field service representatives
-  Complete quality check before delivery
-  Quick repair and service
-  Long spare parts guarantee when discontinued after 7 years





Air purification system, Spain. Material: HD-PE



The Wave House, San Diego. Material: PVC



Electroplating tank, Turkey. Material: PP

## Plastic Fabrication

Overview of hand extruders	16
FUSION 1	18 / 19
WELDPLAST S6	20
WELDPLAST S4	21
WELDPLAST S2 / S2 PVC	22 / 23
WELDPLAST S1	24
FUSION 3 / 3C	25 / 26
FUSION 2	27
WELDPLAST 200-i / 600-i	28 / 29
General accessories hand extruders	30










## Hot-Air Hand Tools

TRIAK ST	32 – 34
TRIAK AT	33 – 34
HOT JET S	35 / 36
WELDING PEN R / WELDING PEN S	37
AIRSTREM ST	38 / 39
ROBUST	40
DIODE PID / DIODE S	41 / 42
MINOR	42
LABOR S	43
General accessories	44
Welding wires	45

# The right tool for every application

LEISTER hand extruders differ in their method of process control, output volume and design. To achieve optimal welding results, it is important to choose the right tool. Decisive selection criteria are the plastics to be processed, the thickness of the welding material, the product requirements and the welder's expertise. The following two tables serve as a selection guide. For more detailed information, please contact your LEISTER sales partner.

## Product comparison

	Digitally regulated extrusion welders				Air heated extrusion welders			
								
Device type	WELDPLAST S6	WELDPLAST S4	WELDPLAST S2	WELDPLAST S1	FUSION 3	FUSION 3C	FUSION 2	FUSION 1
Output (HDPE) kg/hr	3.9 – 6	1.5 – 4	0.6 – 2.3	0.2 – 0.8	1.8 – 3.6	1.8 – 3.6	1.3 – 1.8	0.2 – 0.8
Material	HD-PE, PP	HD-PE, PP	HD-PE, PP, PVC	PE, PP, PVC, etc.	HD-PE, PP	HD-PE, PP	HD-PE, PP	PE, PP
Wall thickness mm	15 – 40	8 – 35	4 – 20	4 – 10	8 – 25	8 – 25	6 – 15	4 – 10
Welding rod Ø mm	4 – 5	3 – 4 / 4 – 5	3 – 4	3 – 4	3 – 4 / 4 – 5	3 – 4 / 4 – 5	4	3 – 4
Weight kg	14	8.7	5.8	4.7	7.2	6.9	5.9	3.4
Length mm	821	560	450	435	690	588	450	435
Voltage V~	230	230	230	230 / 120	230	230	230	230
Screw extruder	yes	yes	yes	yes	yes	yes	yes	yes
Container construction	✓✓	✓✓	✓✓	✓✓	✓✓	✓✓	✓✓	✓✓
Pipeline construction	✓✓	✓✓	✓✓	✓✓	✓✓	✓✓	✓✓	✓✓
Landfills / civil engineering	✓✓	✓✓	✓	○	✓✓	✓	○	○
Brushless blower	yes	yes	yes	yes	no	no	no	no
Remarks	1	1	1	1	2	2	2	3
Catalog page	 20	21	22 / 23	24	25 / 26	25 / 26	27	18 / 19

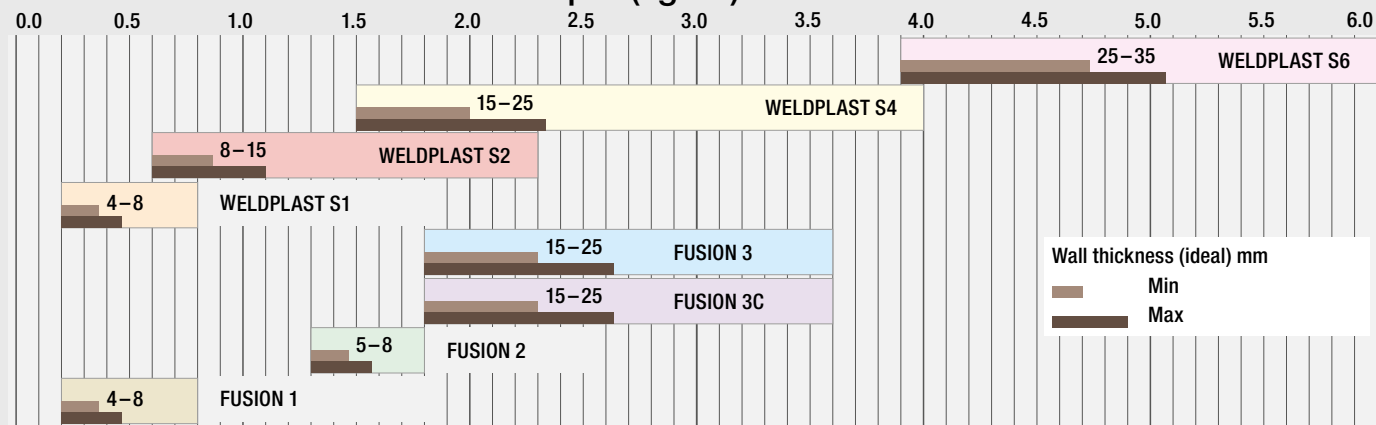
✓✓ very suitable   ✓ suitable   ○ unsuitable

1: Air and Plast temperatures electronically controlled with integrated display.

2: Hot air heated extruder temperature controlled manually.

3: Warm air heated extruder, air temperature electronically controlled with integrated display.

## Overview of Extrusion Welders Output (kg/hr)










# Ingeniously simple – FUSION 1

Your satisfaction is our goal. Which is why we are developing welding devices to meet your requests and requirements. And with the usual LEISTER quality, of course. The reduced design of the FUSION 1 offers increased maneuverability when welding. Flexibility guarantees an optimally mountable handle. Ingeniously simple extrusion welding – FUSION 1.

Digitally regulated extrusion welder

## FUSION 1

1		<b>Rod shape:</b> Reduced design for increased maneuverability in small spaces
2		<b>Double-sided wire intake:</b> For more flexibility when welding
3		<b>LED light:</b> To illuminate the welding area
4		<b>Handle:</b> Can be mounted for one-handed welding





FUSION 1 – More flexibility during welding thanks to its slim design.

Digitally regulated extrusion welder

## FUSION 1



- **Controlled:** Automatically controlled air temperature
- **Suspension device:** Effortlessly weld longer by hanging up the device
- **Compact and slimline:** Thanks to integrated air guide

### Technical data

Voltage	V~	230
Power	W	1200
Materials		PE, PP
Welding rod Ø	mm	3 – 4
Output Ø 3 HD-PE	kg/h	0.2 – 0.5
Output Ø 4 HD-PE	kg/h	0.3 – 0.8
Size (L × B × H)	mm	435 × 92 × 133 (236 with handle)
Weight	kg	3.4
Conformity marking		CE
Protection class II		□

### Article No.:

- 162.799 FUSION 1, 120 V / 1450 W, with US-plug
- 162.800 FUSION 1, 230 V / 1200 W, with EU-plug
- 163.165 FUSION 1, 230 V / 1200 W, with CEE-plug

Included with purchase: FUSION 1, case, welding shoe, Allen key, instruction manual, handle

## Accessories FUSION 1

	<b>163.793</b> Welding shoe CL14 IA
	<b>163.778</b> Welding shoe K5/6 IA
	<b>163.780</b> Welding shoe K8/10 IA
	<b>163.779</b> Welding shoe K12 IA
	<b>163.782</b> Angled welding shoe AK-10 70°
	<b>163.784</b> Angled welding shoe AK-10 30°
	<b>163.785</b> Angled welding shoe AV-10 30°
	<b>163.786</b> Welding shoe Rohling IA
	<b>162.665</b> Insulation sleeve

General accessories



# WELDPLAST S6: The workhorse.

WELDPLAST S6 is the world's highest rated handheld extrusion welder. With an output of 6 kg/hr, it is surprisingly maneuverable. It features a brushless, preheat motor, multifunction display and comfortable ergo-grip – making the S6 Leister's flagship extrusion welder.



The WELDPLAST S6 is guided easily with the practical control wheel grip.

Digitally regulated extrusion welder

## WELDPLAST S6



- 6 kg output per hour
- Highest possible preheating capacity
- Adjustable control wheel
- Maintenance-free hot-air blower
- Multifunctional display

### Technical Data

Voltage	V~	230
Power	W	4600
Material		PE / PP
Welding rod	mm	Ø 4 or Ø 5
Output	kg/h	3.9 – 6.0
Size (L x W x H)	mm	821 x 116 x 240
Weight	kg	14
Conformity mark		CE
Protection class I		⊕

### Article No.:

134.318 WELDPLAST S6, 230 V / 4600 W, CEE 32A plug

Included with purchase: WELDPLAST S6, overlap welding shoe, storage case

## Accessories WELDPLAST S6

		<b>146.239</b>	<b>Welding shoe complete</b>
		<b>146.240</b>	54 x 40 x 52 mm blank welding shoe
		<b>146.241</b>	74 x 50 x 58 mm blank welding shoe
		<b>146.706</b>	25 mm overlap
		<b>146.242</b>	30 mm overlap
		<b>145.899</b>	35 mm overlap
		<b>146.245</b>	40 mm overlap
		<b>146.246</b>	20 mm V-seam
		<b>146.247</b>	25 mm V-seam
		<b>146.232</b>	30 mm V-seam
		<b>146.233</b>	20 mm fillet weld seam (a = 14 mm*)
		<b>146.234</b>	25 mm fillet weld seam (a = 17.5 mm*)
		<b>146.644</b>	30 mm fillet weld seam (a = 21 mm*)
		<b>146.646</b>	Corner outside seam 10 mm
		<b>146.652</b>	Corner outside seam 12 mm
		<b>146.230</b>	Corner outside seam 15 mm
		<b>146.218</b>	Corner seam Ø 14 mm
			Corner seam Ø 20 mm
			*a = Welding seam thickness
		<b>117.055</b>	35 mm preheating nozzle, large
		<b>136.859</b>	50 mm preheat nozzle, XL Large
		<b>117.790</b>	Side hot-air guide
		<b>149.744</b>	Insulation sleeve WELDPLAST S6

General accessories





# WELDPLAST S4: The workmate.

The WELDPLAST S4 is the first extruder of its kind with a brushless, maintenance-free motor for generating pre-heated air. Output of up to four kilograms per hour is made possible thanks to the S4's powerful drive system.



The powerful WELDPLAST S4 in use.

Digitally regulated extrusion welder

## WELDPLAST S4



- Compact housing design reduces noise and guarantees optimal cooling for the electronics and drive.
- Microprocessor regulates the welding process and monitors the tool
- Menu with function programs
- Dual-sided, twist-free wire intake
- Maintenance-free blower

### Technical Data

Voltage	V~	230
Power	W	3680
Material		PE / PP
Welding rod	mm	Ø 3 – 4 / Ø 4 – 5 mm
Output	kg/h	1.5 – 4.0
Size (L x W x H)	mm	560 x 110 x 300
Weight	kg	8.7
Conformity mark		CE
Protection class I		⊕

### Article No.:

- 116.948 WELDPLAST S4, 230 V / 3680 W, 3 – 4 mm, Euro plug, blank welding shoe
- 146.813 WELDPLAST S4, 230 V / 3680 W, 4 – 5 mm, Euro plug, welding shoe K 15
- Included with purchase: WELDPLAST S4, preheat nozzle large, medium and small, storage case

## Accessories WELDPLAST S4

	<b>146.239</b>	54 x 40 x 52 mm blank welding shoe
	<b>146.240</b>	74 x 50 x 58 mm blank welding shoe
	<b>146.241</b>	25 mm overlap
	<b>146.706</b>	35 mm overlap
	<b>146.242</b>	35 mm overlap
	<b>145.899</b>	40 mm overlap
	<b>146.243</b>	12 mm V-seam
	<b>146.244</b>	15 mm V-seam
	<b>146.245</b>	20 mm V-seam
	<b>146.246</b>	25 mm V-seam
	<b>146.247</b>	30 mm V-seam
	<b>146.525</b>	12 mm fillet weld seam (a = 8.5 mm*)
	<b>146.231</b>	15 mm fillet weld seam (a = 10 mm*)
	<b>146.232</b>	20 mm fillet weld seam (a = 14 mm*)
	<b>146.233</b>	25 mm fillet weld seam (a = 17.5 mm*)
	<b>146.234</b>	30 mm fillet weld seam (a = 21 mm*)
	<b>146.642</b>	Corner outside seam 8 mm
	<b>146.644</b>	Corner outside seam 10 mm
	<b>146.646</b>	Corner outside seam 12 mm
	<b>146.652</b>	Corner outside seam 15 mm
	<b>146.230</b>	Corner seam Ø 14 mm
	<b>146.218</b>	Corner seam Ø 20 mm
		* a = Welding seam thickness
	<b>144.904</b>	Angled adapter 45°
	<b>145.704</b>	Angled adapter 90°
		Caution: You must use welding shoes with an integrated air guide for this.
	<b>117.064</b>	Side hot-air guide
	<b>117.065</b>	Top hot-air guide
	<b>117.053</b>	Preheat nozzle
	<b>117.518</b>	20 mm, small
	<b>141.177</b>	25 mm, medium
	<b>149.723</b>	35 mm, large
	<b>149.723</b>	Insulation sleeve WELDPLAST S4

General accessories



# WELDPLAST S2 / S2 PVC: The masterpieces.

WELDPLAST S2 and S2 PVC are masterpieces of modern technology. While externally they fulfill the highest requirements of functionality and design, their interior satisfies the highest expectations concerning the material to be processed. The WELSDPLAST S2 PVC has integrated corrosion protection and has been especially designed to satisfy the high requirements of PVC extrusion welding. Their perfect seam quality makes both – WELDPLAST S2 and S2 PVC – reliable partners for today and tomorrow.

Digitally regulated extrusion welder

## WELDPLAST S2



- Maintenance-free blower
- Perfect weld seam quality
- Multifunctional display
- Ergonomic and handy
- Successfully operated worldwide

### Technical Data

Voltage	V~	230
Power	W	3000
Material		PE / PP Other materials on request
Welding rod	mm	Ø 3 oder Ø 4
Output Ø 3 mm	kg/h	PE: 0.6 – 1.3   PP: 0.5 – 1.2
Output Ø 4 mm	kg/h	PE: 1.0 – 2.0   PP: 0.9 – 2.0
Size (L x W x H)	mm	450 x 98 x 260
Weight	kg	5.8
Conformity mark		CE
Protection class I		⊕

### Article No.:

127.215 WELDPLAST S2, 230 V / 3000 W, Euro plug

Included with purchase: WELDPLAST S2, welding shoe raw part, storage case  
Included with purchase: WELDPLAST S4, preheat nozzle large, medium and small, storage case

Digitally regulated extrusion welder

## WELDPLAST S2 PVC



- Optimized for PVC-U
- Perfect weld seam quality
- PVC specific extrusion menu
- Corrosion protection
- Standby mode

### Technical Data

Voltage	V~	230
Power	W	3000
Material		PVC-U, PE, PP Other materials on request
Welding rod	mm	Ø 3 oder Ø 4
Output Ø 3 mm	kg/h	PVC-U: 0.9 – 1.7   PE: 0.6 – 1.3
Output Ø 4 mm	kg/h	PVC-U: 1.5 – 2.7   PE: 1.0 – 2.3
Size (L x W x H)	mm	450 x 98 x 260
Weight	kg	5.8
Conformity mark		CE
Protection class I		⊕

### Article No.:

135.724 WELDPLAST S2 PVC, 230 V / 3000 W, Euro plug

Included with purchase: WELDPLAST S2 PVC, 3 preheati nozzles, welding shoe K 8 / 10 mm (Art. no. 146.236), storage case



The handy WELDPLAST S2 in action.



Even inside radiuses are easy to weld.

## Accessories WELDPLAST S2

		<b>Welding shoe complete</b>
		<b>145.945</b> 45 × 30 × 54 mm blank welding shoe <b>145.946</b> 74 × 50 × 58 mm blank welding shoe
		<b>145.896</b> 25 mm overlap <b>145.947</b> 30 mm overlap <b>145.897</b> 35 mm overlap
		<b>145.912</b> 5 / 6 mm V-seam <b>145.915</b> 8 / 10 mm V-seam <b>145.907</b> 12 mm V-seam <b>145.903</b> 15 mm V-seam <b>145.909</b> 20 mm V-seam <b>145.916</b> 25 mm V-seam
		<b>145.943</b> 5 / 6 mm fillet weld (a = 4.2 mm*) <b>145.944</b> 8 / 10 mm fillet weld (a = 7 mm*) <b>145.815</b> 12 mm fillet weld (a = 8.5 mm*) <b>145.812</b> 15 mm fillet weld (a = 10 mm*) <b>145.940</b> 20 mm fillet weld (a = 14 mm*) <b>145.816</b> 25 mm fillet weld (a = 17.5 mm*)
		<b>146.643</b> Corner outside seam 8 mm <b>146.645</b> Corner outside seam 10 mm <b>146.649</b> Corner outside seam 12 mm <b>146.651</b> Corner outside seam 15 mm
		<b>145.811</b> Corner seam Ø 14 mm <b>145.488</b> Corner seam Ø 20 mm
		* a = Welding seam thickness
		<b>139.460</b> 45° angled adapter <b>139.461</b> 90° angled adapter
		<b>154.002</b> Insulation sleeve WELDPLAST S2
		<b>161.119</b> Support clamp WELDPLAST S2



With the WELDPLAST S2 perfect welds are possible

## Accessories WELDPLAST S2 PVC

		<b>Welding shoe complete</b>
		<b>146.239</b> 54 × 40 × 52 mm blank welding shoe <b>146.240</b> 74 × 50 × 58 mm blank welding shoe
		<b>146.241</b> 25 mm overlap <b>146.706</b> 30mm overlap <b>146.242</b> 35 mm overlap
		<b>146.248</b> 5 / 6 mm V-seam <b>146.249</b> 8 / 10 mm V-seam <b>146.243</b> 12 mm V-seam <b>146.244</b> 15 mm V-seam
		<b>146.235</b> 5/6 mm fillet weld seam (a = 4.2 mm*) <b>146.236</b> 8/10 mm fillet weld seam (a = 7 mm*) <b>146.525</b> 12 mm fillet weld seam (a = 8.5 mm*) <b>146.231</b> 15 mm fillet weld seam (a = 10 mm*)
		<b>146.642</b> Corner outside seam 8 mm <b>146.644</b> Corner outside seam 10 mm <b>146.646</b> Corner outside seam 12 mm <b>146.652</b> Corner outside seam 15 mm
		<b>146.230</b> Corner seam Ø 14 mm <b>146.218</b> Corner seam Ø 20 mm
		* a = Welding seam thickness
		<b>133.850</b> Top hot-air guide



The 45° angled adapter for the WELDPLAST S2 facilitates welding in difficult positions. (accessory)

General accessories



# WELDPLAST S1: Outstandingly compact.

With the new WELDPLAST S1 compact extruder, you can achieve perfect seam quality



Nozzle welding made easy with the WELDPLAST S1.

Digitally regulated extrusion welder

## WELDPLAST S1



- Functional, ergonomic design with comfort grip areas
- Extremely high output power of 0.8 kg/h (HD-PE)
- Integrated LED lighting and hanging point
- Can work with all typical kinds of plastic
- Multifunction panel with predefined welding parameters
- BL blower, adjustable air volume

### Technical Data

Voltage	V~	230 / 120 / 100
Power	W	1600 / 1800 / 1500
Material		HD-PE, LD-PE, PP, PVC-U PVC-C, PVDF, ECTFE, PA
Welding rod	mm	Ø 3 – 4
Output	kg/h	0.2 – 0.8 (PVC up to 1.15 kg/h)
Size (L × W × H)	mm	435 × 91 × 264
Integrated welding profiles		HD-PE, PP, PVC-U, PVC-C, PVDF 10 free profile storage spaces
Weight	kg	4.7
Conformity mark		CE
Protection class I		⊕

### Article No.:

- 148.396 WELDPLAST S1, 230 V / 1600 W, Ø 3 – 4 mm, Euro plug
- 148.395 WELDPLAST S1, 120 V / 1800 W, Ø 3 – 4 mm, without plug
- 148.394 WELDPLAST S1, 100 V / 1500 W, Ø 3 – 4 mm, Euro plug

Included with purchase: WELDPLAST S1, user manual, 4 pre-heating nozzles Ø 14 mm, welding shoe K10, storage case

## Accessories WELDPLAST S1

	<b>149.430</b>	<b>Welding shoe complete</b> Blank
	<b>149.402</b>	Fillet weld 5 / 6
	<b>148.627</b>	Fillet weld 8 / 10
	<b>149.401</b>	Fillet weld 12
	<b>149.388</b>	V-seam 3 / 4
	<b>149.383</b>	V-seam 5 / 6
	<b>149.385</b>	V-seam 8 / 10
	<b>149.364</b>	Corner <b>For additional welding shoes, see Weldplast S2 PVC</b>
	<b>152.720</b>	Nozzle extension
	<b>153.143</b>	Angled adapter 45°
	<b>153.236</b>	Angled adapter 90°
	<b>149.600</b>	Top hot-air guide
	<b>149.456</b>	Hot-air tube, position 6h Ø 14 mm
	<b>149.461</b>	Hot-air tube, position 6h Ø 16 mm
	<b>149.467</b>	Hot-air tube, position 9h/3h Ø 14 mm (standard)
	<b>149.469</b>	Hot-air tube, position 9h/3h Ø 16 mm
	<b>154.107</b>	Air nozzle set Ø 14 mm (standard)
	<b>154.106</b>	Air nozzle set Ø 16 mm
	<b>154.002</b>	Insulation sleeve WELDPLAST S1/S2

General accessories





## FUSION 3: Long and slim.

With its long and narrow shape, the FUSION 3 enables comfortable work, even on the floor.

## FUSION 3C: Short and handy.

The somewhat shorter FUSION 3C provides an astounding output volume of up to 3.6 kilograms per hour.

Air heated extrusion welder

### FUSION 3



- High-quality welding performance
- Compact and handy
- Motor start-up protection prevents cold start
- Simple operation
- Dual-sided twist-free wire intake
- 360° rotating welding shoe

Air heated extrusion welder

### FUSION 3C



- High-quality welding performance
- Compact and handy
- Motor start-up protection prevents cold start
- Simple operation
- Dual-sided, twist-free wire intake
- 360° rotating welding shoe

#### Technical Data

		Version Ø 3 – 4		Version Ø 4 – 5	
Welding rod Ø	mm	3	4	4	5
Output PE	kg/h	2.0 - 2.5	2.7 – 3.6	2.1 – 2.6	2.7 – 3.6
Output PP	kg/h	1.8 – 2.3	2.5 – 3.4	1.8 – 2.4	2.5 – 3.4
Voltage	V~	230			
Power	W	3500			
Material		PE / PP			
Size (L × W × H)	mm	670 × 90 × 180			
Weight	kg	7.2			
Conformity mark		CE			
Protection class II		□			

#### Article No.:

118.300 FUSION 3, 230 V / 3500 W, welding rod Ø 3 – 4 mm, Euro plug  
 144.615 FUSION 3, 230 V / 3500 W, welding rod Ø 4 – 5 mm, Euro plug

Included with purchase: FUSION 3, welding shoe overlap 30 mm, storage case

#### Technical Data

		Version Ø 3 – 4		Version Ø 4 – 5	
Welding rod Ø	mm	3	4	4	5
Output PE	kg/h	2.0 - 2.5	2.7 – 3.6	2.1 – 2.6	2.7 – 3.6
Output PP	kg/h	1.8 – 2.3	2.5 – 3.4	1.8 – 2.4	2.5 – 3.4
Voltage	V~	230			
Power	W	3200			
Material		PE / PP			
Size (L × W × H)	mm	588 x 98 x 225			
Weight	kg	6.9			
Conformity mark		CE			
Protection class II		□			

#### Article No.:

123.866 FUSION 3C, 230 V / 3200 W, welding rod Ø 3 – 4 mm, Euro plug  
 144.826 FUSION 3C, 230 V / 3200 W, welding rod Ø 4 – 5 mm, Euro plug

Included with purchase: FUSION 3C, blank welding shoe, storage case



Perfectly stored in the case.



FUSION 3C during the welding of a fillet weld.

## Accessories FUSION 3 / 3C

		<b>Welding shoe complete</b>
		<b>145.945</b> 45 × 30 × 54 mm blank welding shoe
		<b>145.946</b> 74 × 50 × 58 mm blank welding shoe
		<b>145.896</b> 25 mm overlap
		<b>145.947</b> 30 mm overlap
		<b>145.897</b> 35 mm overlap
		<b>145.912</b> 5 / 6 V-seam
		<b>145.915</b> 8 / 10 mm V-seam
		<b>145.907</b> 12 mm V-seam
		<b>145.903</b> 15 mm V-seam
		<b>145.909</b> 20 mm V-seam
		<b>145.916</b> 25 mm V-seam
		<b>145.943</b> 5 / 6 mm fillet weld (a = 4.2 mm*)
		<b>145.944</b> 8 / 10 mm fillet weld (a = 7 mm*)
		<b>145.815</b> 12 mm fillet weld (a = 8.5 mm*)
		<b>145.812</b> 15 mm fillet weld (a = 10 mm*)
		<b>145.940</b> 20 mm fillet weld (a = 14 mm*)
		<b>145.816</b> 25 mm fillet weld (a = 17.5 mm*)
		<b>146.643</b> Corner outside seam 8 mm
		<b>146.645</b> Corner outside seam 10 mm
		<b>146.649</b> Corner outside seam 12 mm
		<b>146.651</b> Corner outside seam 15 mm
		<b>145.811</b> Corner seam Ø 14 mm
		<b>145.488</b> Corner seam Ø 20 mm
		* a = Welding seam thickness
		<b>148.817</b> 45° angled adapter
		<b>148.816</b> 90° angled adapter
		<b>149.421</b> Insulation sleeve FUSION 3
		<b>149.420</b> Insulation sleeve FUSION 3C

\* a = Welding seam thickness

The insulation sleeve protects the machine from heat loss, as well as protects the operator from direct contact with the extruder.



# FUSION 2: The small powerhouse.

The FUSION 2 convinces with its ergonomic design. The simple operation and first-class welding quality have helped it to become the breakthrough product.



In operation during container construction in China.

Air heated extrusion welder

## FUSION 2



- At 450 mm, it is the shortest in its performance class!
- Motor start-up protection prevents cold start
- Simple operation
- Dual-sided, twist-free wire intake
- 360° rotating welding shoe
- Integrated electronics for stepless adjustment of the preheating temperature and output quantity

### Technical Data

Voltage	V~	230 / 120
Power	W	2800
Material		PE / PP
Air temperature	°C	up to 340
Plastification temperature	°C	up to 300
Welding rod	mm	Ø 4
Output PE	kg/h	1.3 – 1.8
Size (L × W × H)	mm	450 × 98 × 225
Weight	kg	5.9
Conformity mark		<b>CE</b>
Protection class II		

### Artikel-Nr.

119.200 FUSION 2, 230 V / 2800 W, Euro plug  
150.102 FUSION 2, 120 V / 2800 W, CEE plug

Included with purchase: FUSION 2, blank welding shoe, storage case

## Accessories FUSION 2

	<b>Welding shoe complete</b>
	<b>145.945</b> 45 × 30 × 54 mm blank welding shoe
	<b>145.946</b> 74 × 50 × 58 mm blank welding shoe
	<b>145.896</b> 25 mm overlap
	<b>145.947</b> 30 mm overlap
	<b>145.897</b> 35 mm overlap
	<b>145.912</b> 5 / 6 V-seam
	<b>145.915</b> 8 / 10 mm V-seam
	<b>145.907</b> 12 mm V-seam
	<b>145.903</b> 15 mm V-seam
	<b>145.943</b> 5 / 6 mm fillet weld (a = 4.2 mm*)
	<b>145.944</b> 8 / 10 mm fillet weld (a = 7 mm*)
	<b>145.815</b> 12 mm fillet weld (a = 8.5 mm*)
	<b>145.812</b> 15 mm fillet weld (a = 10 mm*)
<b>146.643</b> Corner outside seam 8 mm	
<b>146.645</b> Corner outside seam 10 mm	
<b>146.649</b> Corner outside seam 12 mm	
<b>146.651</b> Corner outside seam 15 mm	
<b>145.811</b> Corner seam Ø 14 mm	
<b>145.488</b> Corner seam Ø 20 mm	
* a = Welding seam thickness	
	<b>147.602</b> 45° angled adapter
	<b>147.601</b> 90° angled adapter
	<b>166.524</b> Insulation sleeve FUSION 2

General accessories



# Automated, modular, customized – WELDPLAST 200-i / 600-i

LEISTER offers you two modules for automated extrusion welding and 3D printing. WELDPLAST 200-i and 600-i are set up to allow both simple and fully automated expansion and can be mounted on robots or integrated into machines. This modular design allows you to bring your projects to fruition without making any compromises.

## Built-in extruder module

### WELDPLAST 200-i / 600-i



**Customized**  
Depending on requirements – choose between extruder modules which can be extended to meet specific needs



**Modular**  
Select an extruder module and simply add the relevant hot air and communication components




**Controlled**  
Monitor and control all parameters such as temperatures and emissions

The drive and communication components of both extruder modules, which can be freely chosen by the user, can be tailored fully to meet individual needs. By incorporating additional sensors, the process can be controlled and monitored as required.

Electrical and mechanical adaptation points are already set up so that the modules for various processes such as those requiring preheated air can be integrated.

State-of-the-art industrial interfaces or similar interfaces can be installed to aid communication.







WELDPLAST 200-i / 600-i – robotic extrusion welding and 3D printing designed for automated continuous operation

Built-in extruder module

WELDPLAST 200-i / 600-i



- **Automated:** Designed for automated continuous operation
- **Up to date:** All components are compliant with current industry standards





Technical data		WELDPLAST 200-i	WELDPLAST 600-i
Heating voltage	V~	230	230
Heating power	W	600	800
Welding rods / filament Ø	mm	3 – 4	4 – 5
Output Ø 4 HD-PE	kg/h	2	6
Plastic		HD-PE, LD-PE, PP, PVC-U, PVC-C, PVDF, ECTFE, ABS, PC, PA, PS, PUR	HD-PE, LD-PE, PP
Weight full disassembly	kg	15	22
Dimensions full disassembly (L x W x H)	mm	660 x 191 x 220	876 x 191 x 210
Protection class I		⊕	⊕

Included with purchase: Extrusion module, CAD data, parts list, operating manual, suggested electrical diagram

WELDPLAST 200-i

	<b>163.322</b> Extruder module 200-i
	<b>163.575</b> Connection kit 200-i / 600-i
	<b>164.414</b> Preheated air kit 200-i
	<b>139.869</b> LHS 21S Classic <b>140.455</b> LHS 21S Premium <b>140.459</b> LHS 21S System

WELDPLAST 600-i

	<b>163.326</b> Extruder module 600-i
	<b>163.575</b> Connection kit 200-i / 600-i
	<b>164.415</b> Preheated air kit 600-i
	<b>139.872</b> LHS 21L Classic <b>140.457</b> LHS 21L Premium <b>140.461</b> LHS 21L System



Check the weld seam dimension easily.

## General accessories hand extruder

	<p><b>Tool rest</b></p> <p><b>131.451</b> WELDPLAST S2 / S2 PVC / FUSION 2 FUSION 3C</p> <p><b>148.923</b> WELDPLAST S1</p> <p><b>160.454</b> WELDPLAST S4 / WELDPLAST S6 / FUSION 3</p>		<p><b>Heating element</b></p> <p><b>134.567</b> 230 V / 2600 W, WELDPLAST S6</p> <p><b>109.984</b> 230 V / 2200 W, WELDPLAST S4 / S2 / S2 PVC</p> <p><b>113.268</b> 230 V / 1100 + 1100 W, FUSION 3</p> <p><b>123.561</b> 230 V / 1750 W, FUSION 2 / 3C</p> <p><b>149.265</b> 230 V / 1000 W, WELDPLAST S1</p> <p><b>149.529</b> 120 V / 1100 W, WELDPLAST S1</p> <p><b>149.530</b> 100 V / 1050 W, WELDPLAST S1</p> <p><b>151.026</b> 120 V / 1750 W, FUSION 2</p>
	<p><b>Pre-heat reflector</b></p> <p><b>136.231</b> WELDPLAST S1/S2 / S2 PVC / S4 / S6 FUSION 2 / 3 / 3C</p>		<p><b>144.095</b> Welding rod de-reeler</p>
	<p><b>134.361</b> Air filter WELDPLAST S1 / S2 / S2 PVC (included with purchase)</p> <p><b>143.776</b> Textile dust filter WELDPLAST S1 / S2 PVC (in combination with Air filter) (not included with purchase)</p> <p><b>135.082</b> Air filter FUSION 2 / 3C</p> <p><b>155.829</b> Air filter WELDPLAST S2</p>		<p><b>Storage case</b> (included with purchase)</p> <p><b>116.367</b> WELDPLAST S6</p> <p><b>123.173</b> WELDPLAST S4 / FUSION 3</p> <p><b>119.540</b> WELDPLAST S2 / S2 PVC / S1 / FUSION 2 / 3C</p>
	<p><b>153.009</b> Corner Press Tool</p>	<p>PLASTFIX lends the weld seam the necessary holding pressure.</p>	
	<p><b>152.676</b> Welding Gauge</p>		
	<p><b>154.259</b> Scraper blade</p>		
	<p><b>154.026</b> Contour scraper</p>		



# TRIAC ST: Design meets experience

The new TRIAC ST from Leister is primarily used for welding and plastic fabrication. During its development, a deliberate choice was made to do without extra technical features. Instead it is distinguished by comfort, being reliable versatile, robust and user friendly, like its predecessor the TRIAC S. A prominent feature here is the two-component handle, which is not only attractive, but also gives the user perfect grip. The low weight of less than 1 kg/2.18 lbs ensures a perfect weight balance.

## Product advantage

1



**Ergonomic handling:**  
The 2-component handle and perfect tool balance ensure ideal grip and optimum working even under the toughest conditions.

**Perfect weight:**  
Weighing less than 1 kg, the TRIAC ST is even lighter than its predecessor.

2



**Always keeps a cool head:**  
There is an actively cooled protective tube for greater work safety.

3



**Welding power:**  
Thanks to the optimized, highly robust motor, TRIAC ST guarantees high welding power.

2



1

3

4

5

4



**Reliability:**  
A new temperature manager and a high dust resistance provide the heating elements with a long service life.

5



**Swiss thoroughness:**  
The air filters, located on either side, can easily be removed and cleaned. This ensures optimum air flow and maximum power output.

**Optimum protection:**  
The filters offer active protection against moisture and dust.



# TRIAC AT: Robust and intelligent.

The TRIAC AT is an intelligent hot-air hand tool for welding and shrinking plastics that is suitable for on-site use. It is designed for the needs of even the most demanding professional. Every tool undergoes stringent quality checks prior to leaving the factory in Switzerland. This high-quality hot-air hand tool is equipped for all situations. Its universal areas of application are virtually unlimited. The TRIAC AT will continue to prove its merit in any weather condition and is just as effective outside as it is indoors – all during continuous operation.

## Hot-air hand tool

### TRIAC ST



- Suitable for the work site
- Functional design: two-component handle grip and optimum center of gravity ensure good ergonomics
- Quick clean air filters
- Automatic carbon stop and heating element protection provide automatic protective measures

Technical data		
Voltage	V~	120 / 230
Frequency	Hz	50 / 60
Power	W	1600 / 1600
Temperature	°C	40 – 700
Air volume (20°C)	l/min	240 (500 at max. temp)
Dynamic pressure	Pa	3000
Ø Nozzle holder	mm	31.5
Emission	dB(A)	67
Size (L × Ø)	mm	338 × 90, handle Ø 56
Weight	kg	<1 (without power cord)
Conformity mark	CE	
Approval mark	E	
Protection class II	□	
Article No.:		
141.308	TRIAC ST, 120 V / 1600 W for push-fit nozzles with UK-plug	
141.309	TRIAC ST, 230 V / 1600 W for push-fit nozzles with UK-plug	
141.311	TRIAC ST, 230 V / 1600 W for push-fit nozzles with CH plug	
141.227	TRIAC ST, 230 V / 1600 W for push-fit nozzles with Euro plug	
144.013	TRIAC ST, 230 V / 1600 W for screw-on nozzles with Euro plug	
153.891	TRIAC ST, 220 V / 1600 W for push-fit nozzles with KR-plug	

## Hot-air hand tool

### TRIAC AT



- Suitable for the work site
- Closed loop controlled temperature
- Open loop controlled air volume
- Intelligent «e-Drive» operating unit
- Ergonomic handling
- Modern design

Technical data		
Voltage	V~	120 / 230
Frequency	Hz	50 / 60
Power	W	1600 / 1600
Temperature	°C	40 – 620
Air volume (20°C)	l/min	160 – 240 (500 at max. temp)
Dynamic pressure	Pa	1600 – 3000
Ø Nozzle holder	mm	31.5
Emission	dB(A)	67
Size (L × Ø)	mm	338 × 90, handle Ø 56
Weight	kg	1 (without power cord)
Conformity mark	CE	
Approval mark	E	
Protection class II	□	
Article No.:		
141.319	TRIAC AT, 120 V / 1600 W, with UK-plug	
141.320	TRIAC AT, 230 V / 1600 W, with UK-plug	
141.314	TRIAC AT, 230 V / 1600 W, with Euro-plug	
141.322	TRIAC AT, 230 V / 1600 W, with CH-plug	
142.737	TRIAC AT, 230 V / 1600 W for screw-on nozzles with Euro plug	
148.005	TRIAC AT, 220 V / 1600 W, for push-fit nozzles with KR-plug	



Quick welding.



Draw welding with combination nozzle.

## Accessories TRIAC ST / TRIAC AT

	<b>100.303</b> Ø 5 mm, tubular nozzle, push-fit		<b>105.622</b> Ø 5 mm, tubular nozzle, screw-on
	<b>105.575</b> Ø 5 × 100 mm, tubular nozzle, push-fit		<b>106.988</b> Tacking nozzle, screw-on
	<b>106.982</b> Ø 5 × 150 mm, extension nozzle, push-fit		<b>126.552</b> Ø 4 mm drawing nozzle, screw-on for floor plastics
	<b>105.576</b> tubular nozzle Ø 5 mm, 90° curved		<b>113.666</b> Ø 3 mm drawing nozzle with tacking tip, screw-on
	<b>106.996</b> Tacking nozzle, push-fit on Ø 5 mm tubular nozzle		<b>113.399</b> Ø 4 mm drawing nozzle with tacking tip, screw-on
	<b>105.431</b> 3 mm speed weld nozzle, with small air-slide, push-fit on Ø 5 mm tubular nozzle		<b>113.876</b> Ø 3 mm drawing nozzle without tacking tip, screw-on
	<b>105.432</b> 4 mm speed weld nozzle, with small air-slide, push-fit on Ø 5 mm tubular nozzle		<b>113.874</b> Ø 4 mm drawing nozzle without tacking tip, screw-on
	<b>105.433</b> 5 mm speed weld nozzle, with small air-slide, push-fit on Ø 5 mm tubular nozzle		<b>113.670</b> Drawing nozzle triangular-shaped with tacking tip, screw-on 5.7 mm, profile A
	<b>107.139</b> 4.5 × 12 mm speed weld nozzle for fillet weld, push-fit on Ø 5 mm tubular nozzle		<b>113.877</b> Without tacking tip, screw-on 5.7 mm, profile A
	<b>107.137</b> 8 mm speed weld nozzle for tape welding, push-fit on Ø 5 mm tubular nozzle		<b>106.986</b> Without tacking tip, screw-on 7 mm, profile B
	Speed weld nozzle, push-fit on Ø 5 mm tubular nozzle		<b>107.344</b> 135 mm welding mirror, push-fit
	<b>106.992</b> 5.7 mm, profile A		<b>143.833</b> Nozzle adapter for screw-on nozzles
	<b>106.993</b> 7 mm, profile B		<b>143.332</b> Protection tube for screw-on nozzles (for TRIAC ST until april 2017)
	<b>106.989</b> Ø 3 mm		<b>156.092</b> Protection tube for screw-on nozzles (for TRIAC ST from mai 2017)
	<b>106.990</b> Ø 4 mm		<b>144.134</b> Protection tube for screw-on nozzles (for TRIAC AT)
	<b>106.991</b> Ø 5 mm		<b>141.375</b> Connection adapter M14 for Ø 21 mm nozzle with plug
	<b>156.470</b> Speed weld nozzle bend Ø 5 mm, push-fit on Ø 5 mm tubular nozzle		<b>142.717</b> Heating element for TRIAC ST / TRIAC AT, 230 V / 1550 W
			<b>142.718</b> Heating element for TRIAC ST / TRIAC AT, 120 V / 1550 W

# HOT JET S: Small and powerful.

As the most compact hot-air hand tool from Leister, the HOT JET S' low weight of 600 grams (including cord and slim handle) ensures high-powered, fatigue-free welding.



Popular for repair work: HOT JET S

## Hot-air hand tool

### HOT JET S



- The smallest Leister hot-air hand tool
- Stepless, electronically controlled temperature
- Stepless, electronically controlled air flow
- Low noise
- Flexible, integrated tool stand

#### Technical data

Voltage	V~	120 / 230
Frequency	Hz	50 / 60
Power	W	460 / 460
Temperature	°C	40 – 600
Air volume (20°C)	l/min	40 – 110 (200 at max. temp)
Pressure static	Pa	230 – 1600
Ø Nozzle holder	mm	21.3
Emission	dB(A)	59
Size (L x Ø)	mm	235 x 70, handle Ø 40
Weight	kg	0.4 (without power cord)
Conformity mark	CE	
Approval mark	Ⓢ Ⓚ	
Protection class II	□	

#### Article No.:





100.648	HOT JET S, 230 V / 460 W, with Euro plug
100.862	HOT JET S, 120 V / 460 W, without plug
100.854	HOT JET S, 230 V / 460 W, with AUS plug
140.030	HOT JET S, 220V/ 460W for push-fit nozzles with KR-plug

## Accessories HOT JET S

	<b>107.144</b> Ø 5 mm tubular nozzle, push-fit
	<b>105.567</b> Ø 5 x 150 mm extension nozzle, straight
	<b>105.566</b> Ø 8 mm tubular nozzle, straight
	<b>106.996</b> Tacking nozzle, push-fit on Ø 5 mm tubular nozzle
	<b>106.989</b> 3 mm speed welding nozzle, push-fit on Ø 5 mm tubular nozzle
	<b>106.990</b> 4 mm speed welding nozzle, push-fit on Ø 5 mm tubular nozzle
	<b>106.991</b> 5 mm speed welding nozzle, push-fit on Ø 5 mm tubular nozzle
	<b>156.470</b> Speed weld nozzle bend Ø 5 mm, push-fit on Ø 5 mm tubular nozzle
	<b>106.992</b> 5.7 mm, A profilee speed welding nozzle, push-fit
	<b>106.993</b> 7 mm, B profilee speed welding nozzle, push-fit
	<b>105.431</b> 3 mm speed welding nozzle, with small air-slide, push-fit on Ø 5 mm tubular nozzle
	<b>105.432</b> 4 mm speed welding nozzle, with small air-slide, push-fit on Ø 5 mm tubular nozzle
	<b>105.433</b> 5 mm speed welding nozzle, with small air-slide, push-fit on Ø 5 mm tubular nozzle
	<b>107.137</b> 8 mm speed welding nozzle for tape welding, push-fit on Ø 5 mm tubular nozzle



HOT JET S the small companion for filigree work.

	<p><b>107.139</b> 4.5 × 12 mm speed welding nozzle for fillet weld, push-fit on Ø 5 mm tubular nozzle</p>
	<p><b>107.305</b> 15 × 25 mm ironing nozzle</p>
	<p><b>143.831</b> Nozzle adapter for screw-on nozzles</p>
	<p><b>114.734</b> Ski repair nozzle with base plate</p>
	<p><b>100.818</b> 230 V / 435 W heating element <b>103.607</b> 120 V / 435 W heating element</p>
	<p><b>131.867</b> Ø 5 mm, tubular nozzle, 90° angled, push-fit</p>

Small and handy: The HOT JET S is perfect when welding complicated details.





# WELDING PEN: Slim and flexible.

The WELDING PEN is a hot-air hand tool optimized for draw welding. Due to its slim design and swivelling external air supply it makes hard work easy.



WELDING PEN R combined with angle adapters make welding possible even in very tight spaces.

External air hand tool

## WELDING PEN R / WELDING PEN S



- Digital temperature display (WELDING PEN R)
- Connection makes working easier.
- Cooled heating element tube
- Used in combination with ROBUST blower or compressed air

Technical data		
Voltage	V~	230
Power	W	1000
Temperature	°C	20 – 600
Size (L × Ø)	mm	270 × 43, handle Ø 32
Weight	kg	1.0 (with 3 m cord / air hose and Y-connection)
Conformity mark	CE	
Protection class II	□	

### Article No.:

114.275	WELDING PEN S, 120 V / 600 W, with UK-plug, 2.5 m hose
114.380	WELDING PEN R, 230 V / 1000 W, with Euro plug, 2.5 m hose
113.081	WELDING PEN S, 230 V / 1000 W, with Euro plug, 2.5 m hose
114.926	WELDING PEN R, 230 V / 1000 W, with Euro plug, 6 m hose
114.274	WELDING PEN S, 230 V / 1000 W, with Euro plug, 6 m hose
114.927	WELDING PEN R, 230 V / 1000 W, with Euro plug, 9 m hose
114.273	WELDING PEN S, 230 V / 1000 W, with Euro plug, 9 m hose

## Accessories WELDING PEN R / S

	105.622	Ø 5 mm tubular nozzle, 15° screw-on
	106.988	Tacking nozzle, screw-on
	113.666	Ø 3 mm round drawing nozzle with tacking tip, screw-on
	113.399	Ø 4 mm round drawing nozzle, with tacking tip, screw-on
	113.876	Ø 3 mm round drawing nozzle without tacking tip, screw-on
	113.874	Ø 4 mm round drawing nozzle, without tacking tip, screw-on
	113.670	Triangular drawing nozzle with tacking tip, screw-on, 5.7 mm, profile A
	113.877	without tacking tip, screw-on 5.7 mm, profile A
	106.986	without tacking tip, screw-on 7 mm, profile B
	106.987	without tacking tip, screw-on 7 × 5.5 mm
	126.552	Ø 4 mm drawing nozzle, screw-on for fluoroplastics
	127.726	Angular adapter for screw-on nozzles, screw-on 30°
	127.727	45°
	141.375	Connection adapter M14 for Ø 21.3 mm nozzle with plug
	113.412	230 V / 1000 W heating element for WELDING PEN R and WELDING PEN S

Swiveling air hose for easy working.



# AIRSTREAM ST: The quiet and efficient air supply unit.

With its plug & play functionality, all you need to do is plug in the AIRSTREAM ST for a constant supply of clean, dry air – for welding constructions with the highest cleanliness requirements. Also ideal for use in quiet environments. Need to work with two hand tools in parallel? No problem thanks to the simultaneous power and air supply. The unit includes a hand tool stand, fits into every work bench, and is fitted with castors for easy mobility. A highly practical solution!



**Dual operation:**  
The two tool connections enable parallel operation of two tools or offer the added flexibility of having a second hand tool ready for a subsequent work step.



**The quick-change artist:**  
It is easy to integrate into the existing environment thanks to its cubic design, and can also be fitted with additional castors for easy mobility. The practical cover can be used as a tool stand. The AIRSTREAM ST can be turned around to fit perfectly into any work bench.



**Quality is measurable:**  
If you know what you want, you need to be able to set the air volume using the air volume measuring device. The volume flow is crucial for the input of energy and has a direct influence on the quality of the weld.



**Logic for a longer service life:**  
When the unit is switched on, the hand tools are always supplied with air and power at the same time. In case of reaching the daily target or a significant pause in production, the AIRSTREAM ST prevents the connected tools from overheating by employing its integrated cool-down mode.





AIRSTREAM ST, the quiet air supply unit.

**Blower**

**AIRSTREAM ST**



- Quiet operating mode
- Cool-Down-Mode
- Low energy consumption
- Two hand tools can be connected
- Compatible mit WELDING PEN, DIODE and LABOR
- Flow meter
- Brushless technology

**Accessories AIRSTREAM ST**

	<p><b>159.535</b> Roller set</p>
	<p><b>159.481</b> Air hose connection set</p>

**Technical Data**

Voltage	V~	230
Power	W	215
Frequency	Hz	50
Air volume	L/min	200 (Total)
Emission	L <sub>pA</sub> (dB)	< 48 (with 3 m hose)
Size (L x B x H)	mm	600 x 250 x 362 (with handle)
Weight	kg	24
Conformity mark		CE
Protection class I		⊕

**Scope of delivery:**

Air supply unit, hose transition pieces, clips, quick guide

**Article-No.:**

158.822 AIRSTREAM ST, 230 V/215 W, EU-plug



Easy parallel operation.

## ROBUST: The powerhouse.

Versatile and operable at high ambient temperatures of up to 60 °C. Despite its small size, the ROBUST is a real powerhouse. This blower can simultaneously supply air for up to three hot-air hand tools.



ROBUST blower, serving as the external air supply for the WELDING PEN.

Blower

### ROBUST



- High-performance, compact design
- Sound-suppression
- Can be integrated at any position
- Can be used as an external air supply to 1 WELDING PEN R or up to max. 3 DIODE S / PID or max. 3 LABOR S (with 107.281 hose adapter)



#### Technische Daten

Frequency	Hz	50	60
Power	W	250	250
Air volume (20 °C)	l/min	1200	1300
Static pressure	kPa	8.0	10.5
Max. ambient temperature	°C	60	60
Max. air inlet temperature	°C	60	60
Noise emission level	dB(A)	62	62
Protection (IEC 60529)		IP 54	IP 54
Outside diameter air inlet	Ø mm	38	38
Outside diameter air outlet	Ø mm	38	38
Weight	kg	8.0	8.0
Conformity mark			
Protection class I		⊕	⊕

#### Artikel-Nr.:

Voltage V~	50 Hz	1 × 120	1 × 230	3 × 230 / 400
	60 Hz			3 × 440 – 480
Without cord	Article No.:	<b>103.434</b>		<b>103.429</b>
3 m cord / Euro plug	Article No.:	<b>103.432</b>		

### Accessories ROBUST

	<b>107.354</b> Stainless steel filter, push-fit on air intake
	<b>107.281</b> Ø 38 mm hose connection adapter, 3 output each 14 mm
	<b>113.859</b> Ø 14 mm air hose
	<b>101.031</b> Ø 14 mm hose clip for air hose



## DIODE PID / S: The powerful pair.

There are two options for high-quality work: The closed-loop DIODE PID provides the perfect welding temperature at all times. The DIODE S easily puts you in control with a manual temperature knob.



Convenient wire welding using the powerful and lightweight DIODE PID.

### External air hand tool

## DIODE PID / DIODE S



- Operated with MINOR or ROBUST blower or with compressed air
- Digitally controlled and displayed temperatures (DIODE PID)
- Cooled heating element tube
- Suitable for field applications when used in combination with a MINOR blower

Technical data		
Voltage	V~	120 / 230
Power	W	1600
Temperature	°C	20 – 600
Size (L × Ø)	mm	265 × 57, handle Ø 40
Weight	kg	1.15 kg (with 3 m cord / 3 m air hose)
Conformity mark	CE	
Protection class II	□	

#### Article No.:

- 101.303 DIODE PID, 230 V / 1600 W, push-fit, with Euro plug
- 101.281 DIODE S, 230 V / 1600 W, push-fit, with Euro plug
- 101.304 DIODE PID, 230 V / 1600 W, screw-on, with Euro plug
- 101.282 DIODE S, 230 V / 1600 W, screw-on, with Euro plug
- 101.293 DIODE S, 120 V/1600 W for push-fit nozzles, with UK-plug

Additional versions available upon request

### Hand tool and blower

## DIODE PID / DIODE S with MINOR



MINOR blower and DIODE PID with screw-on drawing nozzle.

- Ideal for assembly work

Technical data		
Voltage	V~	120 / 230
Power	W	1600
Temperature	°C	20 – 600
Size (L × Ø)	mm	265 × 57, handle Ø 40
Weight	kg	2.5 kg (with 3 m cord / 1.5 m air hose)
Conformity mark	CE	
Protection class II	□	

#### Article No.:

- 108.880 DIODE PID with MINOR, 230 V / 1700 W, screw-on, 1.5 air hose, Euro-plug
- 101.441 DIODE S with MINOR, 230 V / 1700 W, push-fit, 1.5 air hose, Euro-plug

Additional versions available upon request



The MINOR blower as an air supply for the DIODE PID.

## MINOR: The mobile air supplier.











Don't be deceived by the MINOR's small size and low weight. This blower delivers sufficient air to enable quality work with the DIODE PID / DIODE S or LABOR S.

### Accessories DIODE PID / DIODE S

#### With push-fit nozzle

	<b>100.303</b> Ø 5 mm tubular nozzle, for versions with nozzles, push-fit
 	<b>106.992</b> Speed welding nozzle, push-fit on Ø 5 mm tubular nozzle 5.7 mm, profilee A
	<b>106.993</b> 7 mm, profilee B
	<b>106.989</b> 3 mm
	<b>106.990</b> 4 mm
	<b>106.991</b> 5 mm
<b>156.470</b> 5 mm bent	
	<b>106.996</b> Tacking nozzle, push-fit on Ø 5 mm tubular nozzle
	<b>143.833</b> Nozzle adapter for screw-on nozzles
	<b>100.296</b> Heating element DIODE PID, 230 V / 1550 W
	<b>100.650</b> Heating element DIODE PID, 120 V / 1600 W
	<b>100.689</b> Heating element DIODE S, 230 V / 1550 W
	<b>100.702</b> Heating element DIODE S, 120 V / 1600 W

#### With screw-on nozzle

	<b>105.622</b> Ø 5 mm tubular nozzle, screw-on
	<b>106.988</b> Tacking nozzle, screw-on
 	<b>113.666</b> Ø 3 mm round drawing nozzle with tacking tip, screw-on
	<b>113.399</b> Ø 4 mm round drawing nozzle, with tacking tip, screw-on
	<b>113.876</b> Ø 3 mm round drawing nozzle without tacking tip, screw-on
 	<b>113.874</b> Ø 4 mm round drawing nozzle, without tacking tip, screw-on
	<b>113.670</b> Triangular drawing nozzle, with tacking tip, screw-on, 5.7 mm
 	<b>113.877</b> Without tacking tip, screw-on 5.7 mm, profile A
	<b>106.986</b> Without tacking tip, screw-on 7 mm, profile B
	<b>106.987</b> 7 × 5.5 mm
	<b>126.552</b> 4 mm drawing nozzle, screw-on, for fluor plastics
	<b>141.375</b> Connection adapter M14 for Ø 21.3 mm nozzle with plug

#### Blower

### MINOR



- Lightweight and compact
- Powerful
- Serves as a mobile air supply for the DIODE PID / DIODE S and LABOR S
- Suitable for work on construction sites

#### Technical data

Voltage	V~	230
Power	W	100
Air volume (20°C)	l/min	400
Pressure static	Pa	4000 (40 mbar)
Air outlet (external)	mm	14.5
Size (L × Ø)	mm	250 × 95, handle Ø 64
Weight	kg	1.15 (with 3 m cord)
Conformity mark		
Protection class II		

#### Article No.:

108.747	MINOR, 230 V / 100 W, with Euro plug
109.988	MINOR, 120V / 100W, with UK plug

Additional versions available upon request

# LABOR S: Small and handy.

Developed for laboratory use but also eminently suitable for small welding tasks where access is difficult.



LABOR S, used in combination with MINOR as an external air supply.

## External Air Hand tool

### LABOR S



- Temperature adjustment via rotary knob
- Very small and handy device
- Ideal for draw welding and tacking
- Air supply with ROBUST blower, MINOR (p. 27) or with compressed air
- Ideal for mobile use when coupled with MINOR blower

### Accessories LABOR S

	<b>107.144</b> Ø 5 mm tubular nozzle, push-fit
	Speed weld nozzle, push-fit on Ø 5 mm tubular nozzle
<b>106.992</b>	5.7 mm, profilee A
<b>106.993</b>	7 mm, profilee B
<b>106.989</b>	3 mm
<b>106.990</b>	4 mm
<b>106.991</b>	5 mm
<b>156.470</b>	5mm bent
	<b>106.996</b> Tacking nozzle, push-fit on Ø 5 mm tubular nozzle
	<b>143.831</b> Nozzle adapter for screw-on nozzles
	<b>107.146</b> Ø 2 mm soldering nozzle
	<b>107.151</b> Ø 4 mm soldering nozzle
	<b>107.148</b> Ø 3 x 1.5 mm soldering nozzle, oval
	<b>105.622</b> Ø 5 mm tubular nozzle, screw-on
	<b>106.988</b> Tacking nozzle, screw-on
	<b>113.666</b> Ø 3 mm round drawing nozzle with tacking tip, screw-on
	<b>113.399</b> Ø 4 mm round drawing nozzle, with tacking tip, screw-on
	<b>113.876</b> Ø 3 mm round drawing nozzle without tacking tip, screw-on
	<b>113.874</b> Ø 4 mm round drawing nozzle, without tacking tip, screw-on
	<b>113.670</b> Triangular drawing nozzle, with tacking tip, screw-on, 5.7 mm
	<b>113.877</b> Without tacking tip, screw-on 5.7 mm, profile A
	<b>106.986</b> Without tacking tip, screw-on 7 mm, profile B
	<b>106.987</b> 7 x 5.5 mm
	<b>126.552</b> 4 mm drawing nozzle, screw-on, for floor plastics
	<b>101.581</b> 230 V / 800 W heating element

#### Technical data

Voltage	V~	230
Power	W	800 / 900
Temperature	°C	20 – 600
Size (L x Ø)	mm	180, handle Ø 32
Weight	kg	0.15 (without air hose and without cordl)
Conformity mark	CE	
Approval mark		
Protection class II	□	

#### Article No.:

101.716	LABOR S with connection box, 230 V / 800 W with Euro plug, air hose 3 m
101.754	LABOR with MINOR blower, 230 V / 900 W with Euro plug, air hose 1.5 m
Additional versions available upon request	



Remove the oxide layer from the welding rod.



With the contour scraper, perfect weld seam pre- and post-processing is achieved.

## Hot-air hand tools

### General accessories

	<b>106.976</b> 28 mm pressure roller (PTFE)		<b>137.855</b> Leister cutter with four spare blades
	<b>106.972</b> Brass pressure roller with ball bearings		<b>138.902</b> Hooked blade for LEISTER-cutter (10 dispenser with 10 pcs=100 pcs)
	<b>152.676</b> Weld seam template		<b>138.539</b> Straight-edge blade for LEISTER-cutter (10 dispenser with 10 pcs = 100 pcs)
	<b>157.544</b> Leister Universal scissors 260 mm with special shaft grinding		<b>151.382</b> Kehlfix
	<b>154.259</b> Scraper blade		<b>153.009</b> Plastfix
	<b>154.026</b> Contour scraper		<b>160.353</b> Cable cord roller 25 m, with 1 x CEE 400V and 2 x EU socket 230V
	<b>106.997</b> Ø 6 mm rotary burr for drilling machine, for car repairs		<b>161.152</b> Cable cord roller 25 m, with 1 x CEE 400 V and 2 x T23 CH socket 230 V
	<b>116.798</b> Brass brush		<b>161.207</b> Cable cord roller 25 m, with 1 x CEE 400 V and 2 x Typ E with ground pin socket 230 V
	<b>142.647</b> Brass brush Ø 3 mm		<b>164.048</b> Cable cord roller 45 m, 4 x 230 V, EU socket
	<b>107.348</b> Tool rest for TRIAC AT, TRIAC ST, LABOR S		<b>160.015</b> Cable extension cord 15 m PUR 5 x 2.5 mm <sup>2</sup> , with CEE 400V plug
			<b>159.239</b> Cable extension cord 15 m PUR 3 x 2.5 mm <sup>2</sup> , with EU plug 230V

More at the new accessories catalog at [www.leister.com/accessories](http://www.leister.com/accessories)





## Welding rods

Article		Profile	Colour	kg
<b>Welding accessories PE</b>				
104.283	HDPE welding rod	A	■	3
104.294	HDPE welding rod	A	□	3
104.284	HDPE welding rod	B	■	5
104.299	HDPE welding rod	B	□	5
106.650	HDPE welding band	C	□	1
104.300	LDPE welding rod	A	■	3
161.612	HDPE welding rod	D	■	2
116.918	HDPE welding rod	D	■	2
<b>Welding accessories PP</b>				
104.287	PP welding rod	A	■	3
104.301	PP welding rod	A	■	3
106.642	PPs welding rod, flame resistant	A	■	3
104.288	PP welding rod	B	■	5
126.356	PP welding band	C	□	2
161.611	PP welding rod	D	■	2
<b>Welding accessories PVC</b>				
104.296	PVC-U welding rod	A	□	3
104.278	PVC-U welding rod	A	■	3
106.641	PVC-U welding rod	A	■	3
104.280	PVC-U welding rod	B	■	5
104.279	PVC-U welding rod	B	■	5
109.925	PVC-U welding rod	D	■	4
104.302	PVC-P welding rod (soft)	A	□	3
<b>Welding accessories ABS</b>				
104.295	ABS welding rod	A	□	3
113.587	ABS welding rod	A	■	3
107.027	ABS welding band	C	□	1

Article		Profile	Colour	kg
<b>Welding accessories div.</b>				
104.297	PA welding rod	A	■	3
104.298	PC welding rod	A	□	3
104.313	PC welding rod / ABS / ALPHA (Honda)	A	■	3
104.308	PUR welding rod	A	■	3
106.654	Xenoy welding band	C	■	2
104.304	PVDF welding rod	A	□	3
104.303	POM welding rod	A	□	3
112.185	PC/PBTP Xenoy welding rod	A	□	3
<b>Test bundles</b>				
107.036	Test bundle bodywork welding rods, each consisting of profile A pieces of 37 cm single marked 6× HDPE, 6× PP, 6× PA, 6× PC, 6× ABS, 6× PCABS / ALPHA Honda, 6× PC / PBTP / Xenoy	A		
107.037	Test bundles standard each consisting of profile A pieces of 37 cm single marked 5× PVC-U, 5× PVC-P, 5× PP, 5× ABS, 5× HDPE, 3× PC, 3× PA, 3× POM, 3× LDPE, 3× PC / ABS / ALPHA Honda, 3× PC / PBTP / Xenoy	A		
107.040	Test bundle welding band each consisting of profile C pieces of 37 cm single marked 9× HDPE, 8× 2 mm white, 9× PP, 8× 2 mm natural, 9× ABS, 8× 2 mm white, 9× PC / PBTP / Xenoy grey	C		

## Profile sizes

Profile A	Profile B	Profile C	Profile D

Dimensions in mm

## Legal Information

### Contents

We take the greatest care in presenting correct, complete and up-to-date information. However, we can assume no responsibility whatsoever for the information offered in this catalog. We reserve the right to modify or update all information at any time without prior notice.

### Copyrights and trademarks

All text, images, graphics as well as their arrangement are subject to copyright protection and other laws on the protection of intellectual property. The reproduction, alteration, transmission or publication of this catalog in part or in its entirety, except for personal, non-commercial use, is prohibited in all possible forms.

All the marks featured in this catalog (protected all brand marks, logos and business names) are the property of Leister Technologies AG or third parties and may not be used, permanently downloaded, copied or distributed without prior written consent.

### Specifications

Specifications are subject to change at any time without prior notice.

© Copyright by Leister.



Have a look on:

[www.youtube.com/user/leisterswitzerland](http://www.youtube.com/user/leisterswitzerland)



Like and share us on:

[www.facebook.com/leisterworld](http://www.facebook.com/leisterworld)




Follow us on Twitter:


[twitter.com/leisterworld](https://twitter.com/leisterworld)



join us on LinkedIn:

[www.linkedin.com/company/leister-technologies-ag](http://www.linkedin.com/company/leister-technologies-ag)





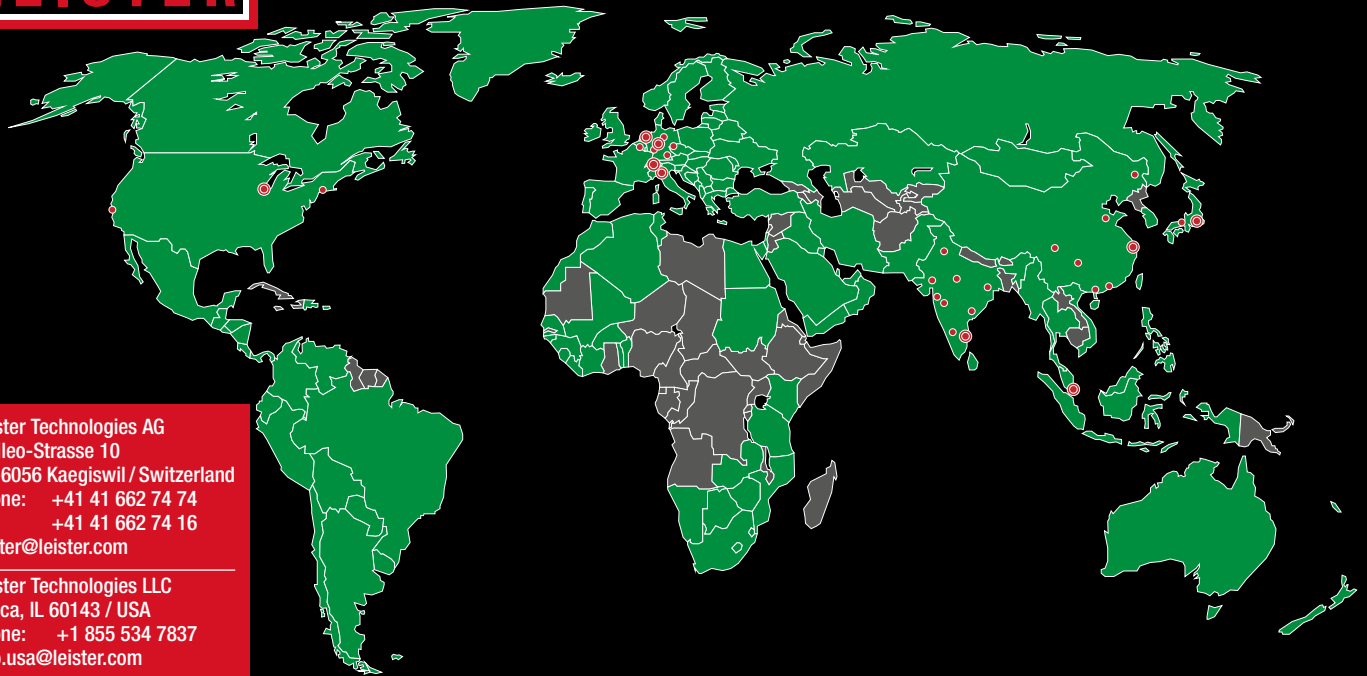
«Leister – the synonym for quality,  
innovation and technology.»

«With strong technical and application competence  
Leister provides standard products and custom  
engineered solutions to all major industries.»

«Recognized as the world-wide leader in  
developing and producing quality products.

«The Leister Group, its employees and distribution  
network are committed to be strong and reliable  
partners, giving you the opportunity to move your  
business forward.»

«Serving all corners of the globe since 1949,  
with representation in over 100 countries we are  
local world wide and close to our customers.»



**Leister Technologies AG**  
Galileo-Strasse 10  
CH-6056 Kaegiswil / Switzerland  
phone: +41 41 662 74 74  
fax: +41 41 662 74 16  
leister@leister.com

**Leister Technologies LLC**  
Itasca, IL 60143 / USA  
phone: +1 855 534 7837  
info.usa@leister.com

**Leister Technologies Ltd.**  
Shanghai 201 109 / PRC  
phone: +86 21 6442 2398  
leister@leister.cn

**Leister Technologies KK**  
Osaka 564-0051 / Japan  
phone: +81 6 6310 62 00  
sales-japan@leister.com

**Leister Technologies Benelux BV**  
3991 CE Houten / Nederland  
phone: +31 (0)30 2199888  
info@leister.nl

**Leister Technologies Italia s.r.l.**  
20090 Segrate / Italia  
phone: +39 02 2137647  
sales@leister.it

**Leister Technologies India Pvt**  
600 041 Chennai / India  
phone: +91 44 2454 3436  
info@leister.in

**Leister Technologies  
Deutschland GmbH**  
D-58093 Hagen / Germany  
phone: +49-(0)2331-95940  
info.de@leister.com

**Our close worldwide network of more than 130 Sales and Service Centres in more than 100 countries.**

<b>Europe:</b>	Sweden	Poland	Chile	<b>Africa:</b>	<b>Asia Pacific:</b>
Andorra	Switzerland	Romania	Colombia	Algeria	Bangladesh
Austria	Turkey	Russia	Ecuador	Botswana	Greater China
Belgium	United Kingdom	Serbia	Peru	Egypt	India
Cyprus	Vatican	Slovakia	Venezuela	Ivory Coast	Indonesia
Denmark	Albania	Slovenia		Kenya	Japan
Finland	Armenia	Ukraine		Lesotho	Korea
France	Azerbaijan		<b>Central Asia:</b>	Libya	Malaysia
Germany	Belarus		Kazakhstan	Malawi	Mongolia
Greece	Bosnia-Herzegovina	<b>Americas:</b>	Kyrgyzstan	Morocco	Philippines
Iceland	Bulgaria	Canada	Tajikistan	Mozambique	Singapore
Ireland	Croatia	Mexico	Turkmenistan	Namibia	Sri Lanka
Italy	Czech Republic	U.S.A.	Uzbekistan	North Sudan	Thailand
Luxembourg	Estonia	Belize		South Africa	Vietnam
Malta	Georgia	Costa Rica	<b>Middle East:</b>	Swaziland	
Monaco	Hungary	El Salvador	Bahrain	Tunisia	<b>Oceania:</b>
Netherlands	Kosovo	Guatemala	Iran	Zambia	Australia
Norway	Latvia	Honduras	Iraq	Zimbabwe	New Zealand
Portugal	Lithuania	Nicaragua	Israel		
Liechtenstein	Macedonia	Panama	Jordan		
San Marino	Moldova	Argentina	Qatar		
Spain	Montenegro	Bolivia	Saudi Arabia		
		Brazil	U.A.E		

© Copyright by Leister, Switzerland

Your Leister Sales and Service Center: